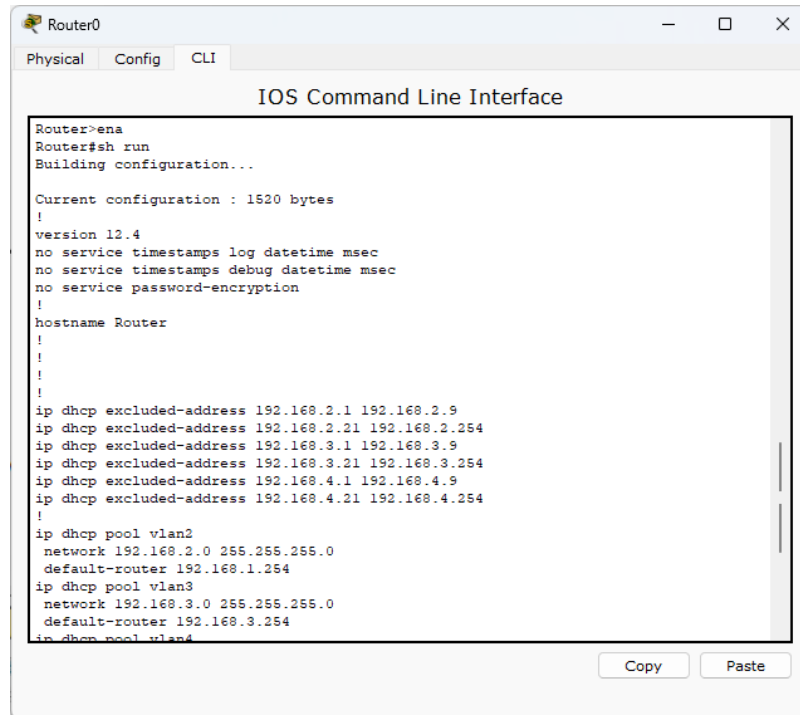


## TP B2 Intervlan

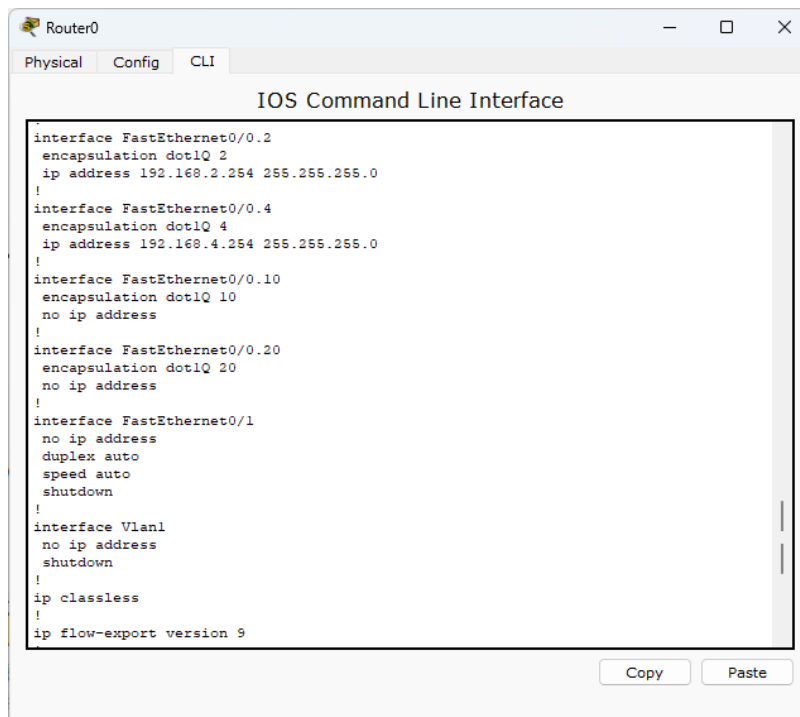
Florentin Bracq- -Flabat, BTS SIO 1

Captures d'écran configuration du routeur :



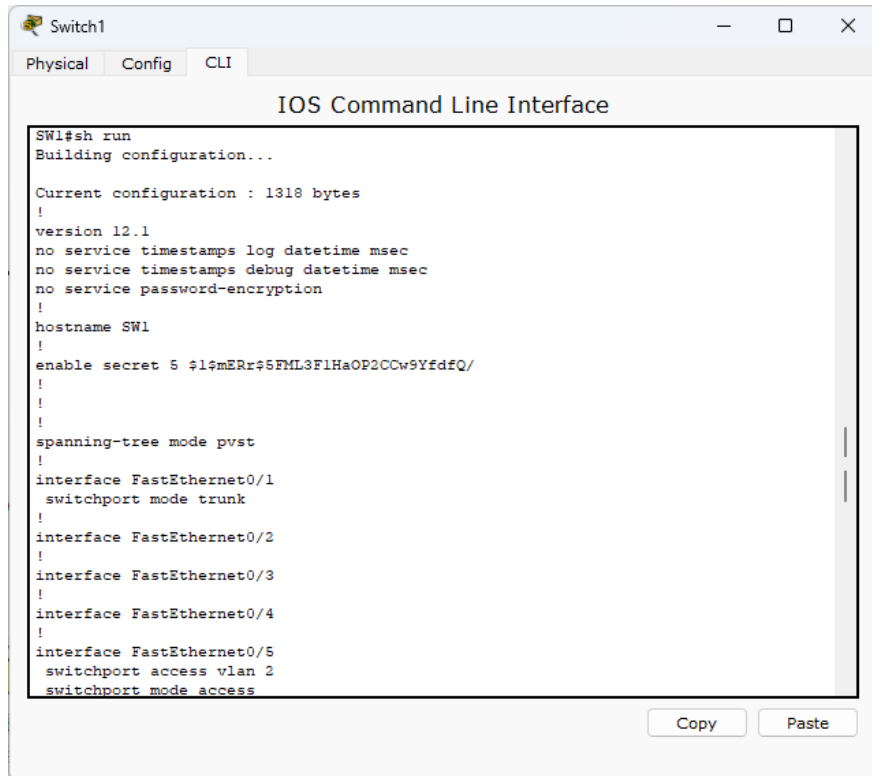
```
Router0>ena
Router#sh run
Building configuration...

Current configuration : 1520 bytes
!
version 12.4
no service timestamps log datetime msec
no service timestamps debug datetime msec
no service password-encryption
!
hostname Router
!
!
!
!
ip dhcp excluded-address 192.168.2.1 192.168.2.9
ip dhcp excluded-address 192.168.2.21 192.168.2.254
ip dhcp excluded-address 192.168.3.1 192.168.3.9
ip dhcp excluded-address 192.168.3.21 192.168.3.254
ip dhcp excluded-address 192.168.4.1 192.168.4.9
ip dhcp excluded-address 192.168.4.21 192.168.4.254
!
ip dhcp pool vlan2
 network 192.168.2.0 255.255.255.0
 default-router 192.168.1.254
ip dhcp pool vlan3
 network 192.168.3.0 255.255.255.0
 default-router 192.168.3.254
ip dhcp pool vlan4
```



```
interface FastEthernet0/0.2
 encapsulation dot1Q 2
 ip address 192.168.2.254 255.255.255.0
!
interface FastEthernet0/0.4
 encapsulation dot1Q 4
 ip address 192.168.4.254 255.255.255.0
!
interface FastEthernet0/0.10
 encapsulation dot1Q 10
 no ip address
!
interface FastEthernet0/0.20
 encapsulation dot1Q 20
 no ip address
!
interface FastEthernet0/1
 no ip address
 duplex auto
 speed auto
 shutdown
!
interface Vlan1
 no ip address
 shutdown
!
ip classless
!
ip flow-export version 9
```

## Configuration de switch 1 :



Switch1

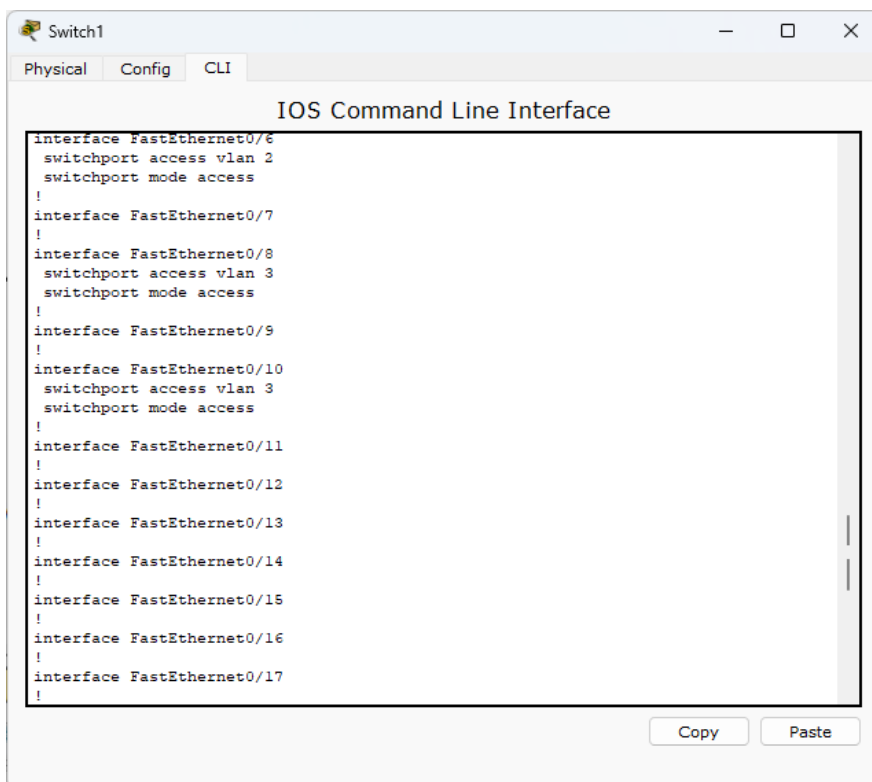
Physical Config CLI

IOS Command Line Interface

```
SW1#sh run
Building configuration...

Current configuration : 1318 bytes
!
version 12.1
no service timestamps log datetime msec
no service timestamps debug datetime msec
no service password-encryption
!
hostname SW1
!
enable secret 5 $1$mERr$5FML3F1HaOP2CCw9YfdfQ/
!
!
spanning-tree mode pvst
!
interface FastEthernet0/1
 switchport mode trunk
!
interface FastEthernet0/2
!
interface FastEthernet0/3
!
interface FastEthernet0/4
!
interface FastEthernet0/5
 switchport access vlan 2
 switchport mode access
```

Copy Paste



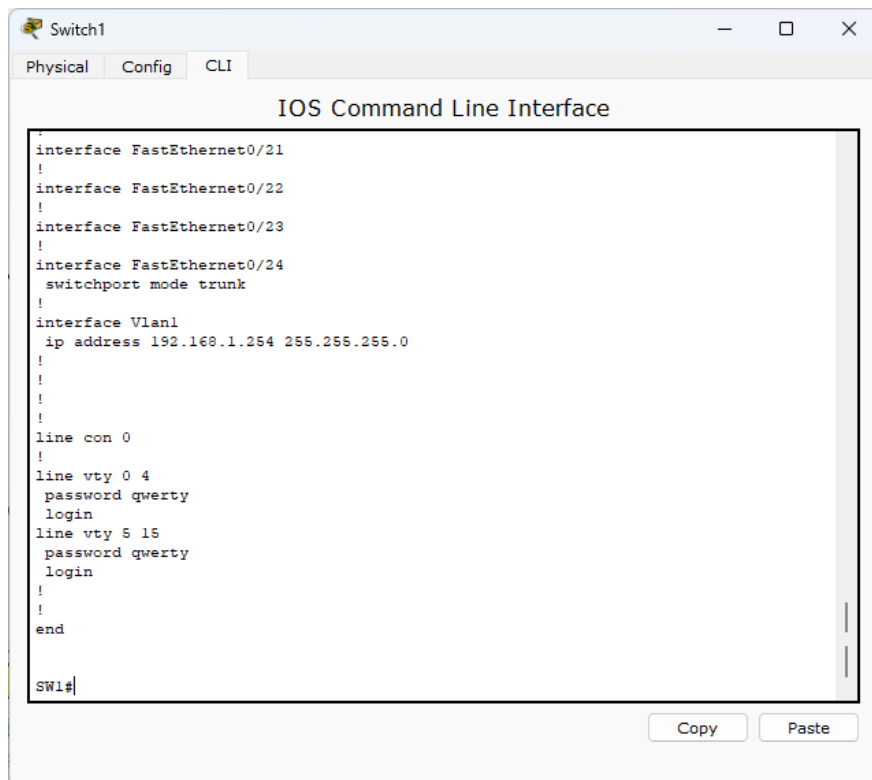
Switch1

Physical Config CLI

IOS Command Line Interface

```
interface FastEthernet0/6
 switchport access vlan 2
 switchport mode access
!
interface FastEthernet0/7
!
interface FastEthernet0/8
 switchport access vlan 3
 switchport mode access
!
interface FastEthernet0/9
!
interface FastEthernet0/10
 switchport access vlan 3
 switchport mode access
!
interface FastEthernet0/11
!
interface FastEthernet0/12
!
interface FastEthernet0/13
!
interface FastEthernet0/14
!
interface FastEthernet0/15
!
interface FastEthernet0/16
!
interface FastEthernet0/17
!
```

Copy Paste

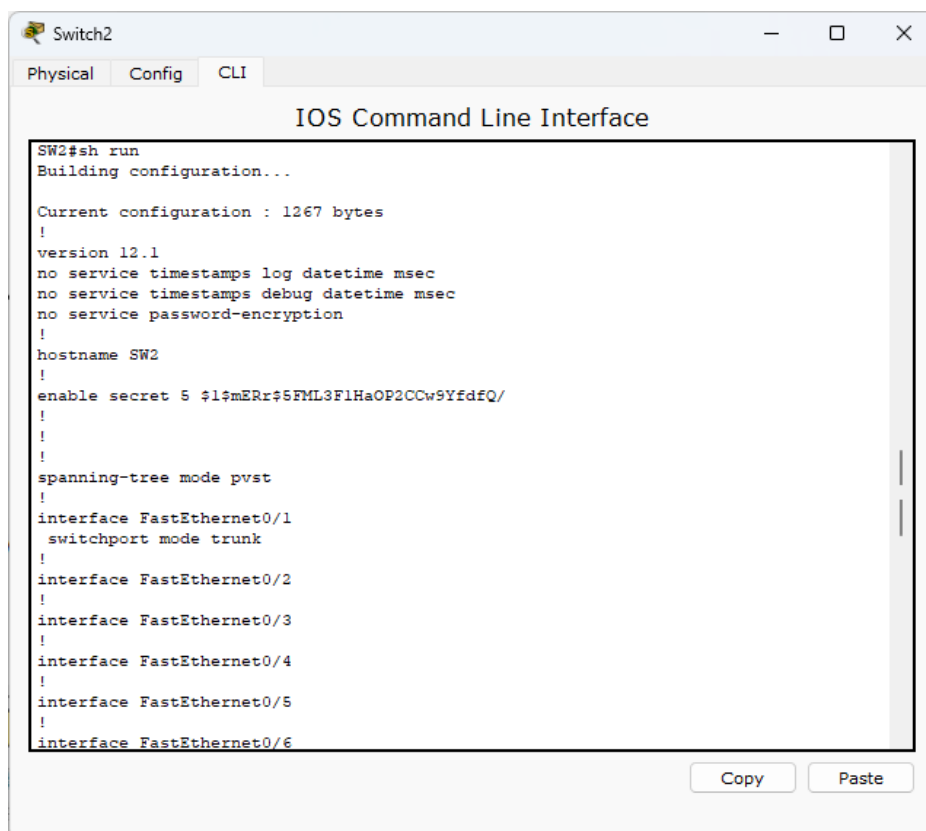
A screenshot of a network configuration window titled 'Switch1'. It has three tabs: 'Physical', 'Config', and 'CLI'. The 'CLI' tab is active, showing the 'IOS Command Line Interface'. The configuration text is as follows:

```
!
interface FastEthernet0/21
!
interface FastEthernet0/22
!
interface FastEthernet0/23
!
interface FastEthernet0/24
  switchport mode trunk
!
interface Vlan1
  ip address 192.168.1.254 255.255.255.0
!
!
!
!
line con 0
!
line vty 0 4
  password qwerty
  login
line vty 5 15
  password qwerty
  login
!
!
end

SW1#
```

At the bottom right, there are 'Copy' and 'Paste' buttons.

Configuration de switch 2 :

A screenshot of a network configuration window titled 'Switch2'. It has three tabs: 'Physical', 'Config', and 'CLI'. The 'CLI' tab is active, showing the 'IOS Command Line Interface'. The configuration text is as follows:

```
SW2#sh run
Building configuration...

Current configuration : 1267 bytes
!
version 12.1
no service timestamps log datetime msec
no service timestamps debug datetime msec
no service password-encryption
!
hostname SW2
!
enable secret 5 $1$mERr$5FML3F1HaOP2CCw9YfdfQ/
!
!
!
spanning-tree mode pvst
!
interface FastEthernet0/1
  switchport mode trunk
!
interface FastEthernet0/2
!
interface FastEthernet0/3
!
interface FastEthernet0/4
!
interface FastEthernet0/5
!
interface FastEthernet0/6
```

At the bottom right, there are 'Copy' and 'Paste' buttons.

Switch2

Physical Config CLI

### IOS Command Line Interface

```
interface FastEthernet0/7
switchport access vlan 2
switchport mode access
!
interface FastEthernet0/8
!
interface FastEthernet0/9
switchport access vlan 3
switchport mode access
!
interface FastEthernet0/10
!
interface FastEthernet0/11
switchport mode access
!
interface FastEthernet0/12
switchport access vlan 4
switchport mode access
!
interface FastEthernet0/13
!
interface FastEthernet0/14
!
interface FastEthernet0/15
!
interface FastEthernet0/16
!
interface FastEthernet0/17
!
interface FastEthernet0/18
```

Copy Paste

Switch2

Physical Config CLI

### IOS Command Line Interface

```
interface FastEthernet0/20
!
interface FastEthernet0/21
!
interface FastEthernet0/22
!
interface FastEthernet0/23
!
interface FastEthernet0/24
!
interface Vlan1
ip address 192.168.1.3 255.255.255.0
!
!
!
!
line con 0
!
line vty 0 4
password qwerty
login
line vty 5 15
password qwerty
login
!
!
end

SW2#
```

Copy Paste